

RESPECT




BLAZING THE TRAIL RESPECT PROJECT
'Dance Festival Front Cover
Design'



inspired by
London
2012



WHAT IS BLAZING THE TRAIL?



Blazing The Trail is the Gateshead School Sport Partnership's Olympic Legacy Programme.

Launched in 2012 after the London 2012 Olympic & Paralympic Games.

Made up of different projects your school can complete to be awarded the 7 different Olympic Values.

The 7 Olympic & Paralympic Values:

RESPECT - Dance Festival Programme
Front Cover Design

FRIENDSHIP - Song / Rap

DETERMINATION - Determined Dinosaurs

EXCELLENCE - Sporting Video Diary

INSPIRATION - Our SSP Mascot


COURAGE - Dance Routine

EQUALITY - Para-Athlete Diaries

2 Wildcard Projects:

WILDCARD - Shoot To Switzerland

WILDCARD - Winter RUNderland



LONDON 2012 OLYMPICS



**click
here!**

Here's a short video from Team GB to show you some of the golden moments from the London 2012 Olympic Games



RESPECT PROJECT

What Is RESPECT?

RESPECT is the feeling of admiration for someone or something caused by their abilities, qualities, or achievements.

What Is The RESPECT Project?

This project gets you thinking about what does respect mean to you? How does respect affect others? How can we incorporate this into everyday life? What are the challenges surrounding this?

Your Task...

Your task is to design a front cover for the 2025 Gateshead Schools Dance Festival programme. You must include the Olympic / Paralympic Games value of **RESPECT** in the design.



Back by popular demand!



inspired by
London
2012



SSP
GATESHEAD

PRIZES



Certificate

When you enter this **RESPECT** project competition your school will receive the **RESPECT** Value Mark Certificate!

Programme Front Cover

The **WINNING** entry will become the front cover of the Gateshead Schools Dance Festival 2025 Programme which will be given to all attendees at the dance festival!



Gateshead School Sports Awards


The pupil who creates the **WINNING** Dance Festival programme front cover design, will be invited to the annual Gateshead School Sport Awards to showcase their design and win an award!



inspired by
London
2012



AIMS & OBJECTIVES

- 
- Develop your art and design skills, learning how to design a front cover.
 - Learn about the Olympic / Paralympic value of **RESPECT**.
 - Complete your very own Dance Festival front cover design.



inspired by
London
2012



HOW TO DESIGN A FRONT COVER

What Is The Theme?

Your work needs to link to the 'OPEN' theme of this year's Dance Festival - meaning that schools can perform any type of dance they wish. The Programme design should celebrate the 'power of dance' and the event in general - think about the venue; The Glasshouse, the number of dancers (roughly) 2,500, and all of the hard work that goes into getting ready to perform. Your design must incorporate the Olympic / Paralympic Games value of **RESPECT** to show how the Dance Festival is inclusive and open to everyone.

How To Design A Front Cover?

- **RESEARCH** the theme of **RESPECT** and take note of important Dance Festival information to make sure that you have all of the key details that you need to include. For example - festival dates, venue etc. as well as any design features you want to include.
- **PLAN** your design. Use a picture board to try a few different ideas before producing your final Dance Festival programme front cover design.
- **CREATE** your front cover making sure that you include all key information. Use images and illustrations to make your design eye-catching and 'stand out from the crowd'.



inspired by
London
2012



PLANNING YOUR FRONT COVER

Before you begin to design your front cover you should plan what you're going to include in it first.

**WHAT DO YOU KNOW
ABOUT THE GATESHEAD
SCHOOLS' DANCE
FESTIVAL 2025?**

**WHAT KEY INFORMATION
SHOULD YOU INCLUDE
ABOUT THE DANCE
FESTIVAL?**

**READ THE DESIGN BRIEF
CAREFULLY AND MAKE
SURE YOU INCLUDE
EVERYTHING.**



inspired by
London
2012



PLANNING YOUR FRONT COVER

Broad / Open Approach

This year, the Gateshead SSP will not be setting a discrete theme/narrow focus for the Dance Festival. Instead we are opting for a more broad approach building on the continued success of previous years.

On the next page you will find last year's winning Programme Front Cover to give you some ideas of what to include in your Dance Festival Programme, front cover design...

Key Focus Areas

There are 3 key focus areas to draw your attention to when creating your 2025 Dance Festival Programme Design:

1. UNITE


A celebration of how the event will UNITE young people from across Gateshead. The importance of connecting with others, developing relationships, team work etc.

2. INSPIRE

The power of dance to inspire and engage others with a focus on movement and physical activity.

3. RESPECT

Remember to also incorporate this projects theme of RESPECT into your designs too!



PLANNING YOUR FRONT COVER

What other details could you include?

How will you include The Sage Gateshead / venue?

SSP GATESHEAD

EQUALITY

DANCE FESTIVAL

OPEN UP TO THE POWER OF DANCE

THE GLASSHOUSE INTERNATIONAL CENTRE FOR MUSIC

MARCH 19th & 20th 2024

EXPRESSION FOR EVERYONE

How will you fit all of the key information and images together?

How could you include the Olympic/Paralympic value of **RESPECT** in your design?

Have you remembered the title & dates?



PRACTICE TASK 1

Here's a 5 minute activity to complete before it's time to get creative and design your very own front cover!

1

Look at these winning designs from previous years. What are your initial thoughts on these designs? Which one is your favourite and why?

2

Did you like these front cover designs? What did you dislike about these designs? Could you tell what the theme or design brief was? If so, how did you know?

3

Could you see what date the event was taking place?



inspired by
London
2012



PRACTICE TASK 1

A

SSP GATESHEAD

EQUALITY

DANCE FESTIVAL

OPEN UP TO THE POWER OF **DANCE**

THE GLASSHOUSE INTERNATIONAL CENTRE FOR MUSIC

MARCH 19th & 20th 2024

EXPRESSION FOR EVERYONE



PRACTICE TASK 1

B

#COURAGE

DONT
GIVE
UP



#INSPIRE
GSDF

23

28 & 29 MAR



inspired by
London
2012



SSP
GATESHEAD

PRACTICE TASK 1

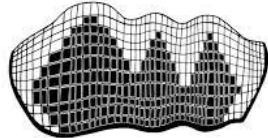
C



PRACTICE TASK 2

Now it's time to plan your own Front Cover Programme Design! Your teacher will set a time limit to start your research and plan your design. You could use a 'Picture Board' to help plan your design. Here's an example picture board and the final design brief to help you get started!

Here are 3 very different drawings/pictures of the event venue (The Glasshouse). Could these images help you create your very own picture of The Glasshouse?.....



RESPECT




After a search on "RESPECT" these were a few of the top images found. We felt they shared the Olympic and Paralympic Value of Respect and what it means and the importance of Respect in everyday life and within our Dance Festival.



DANCING

After a search on 'Dancing' these were a few of the images found. They are in very different styles - the image on the right looks colourful and cartoon-like, as though it might have been drawn by a young child. The blue image on the right looks like a sketch and shows different dance moves being performed.



THE AUDIENCE



These pictures on the left show large audiences. You need to think about who might be spectating at the Dance Festival and what they would like to see. Could you include an image of an audience in your final design to help show that the event attracts a large number of spectators...

WHAT DO YOU THINK?
Will you create a 'picture board' to help you?

Picture / Design Board

When you looked at the designs from other dance festivals on the last slide could you guess what the brief was for design A?

If you look closely the picture in the design was linked to EQUALITY, the theme of the last Dance Festival (2024). The designer might have used a 'picture board' to help with ideas; using books, magazines and the internet to find pictures and graphics to help them with their final design.

Final Brief & Key Information

Use the template or one sheet of white A4 paper for your DF Programme front cover design for the 2025 Gateshead Schools' Dance Festival. Make sure you include the following key information / text and there is a design board to the right with ideas for images to include within your design:

KEY INFORMATION:



- Gateshead Schools' Dance Festival 2025
- Venue - The Glasshouse, Gateshead
- Dates - 25th & 26th March 2025
- Key Themes - RESPECT, UNITE & INSPIRE!



PRACTICE TASK 2

How did we all get on with our practice activity and planning?

**CLICK ON THE HANDS
FOR MORE RESPECT INFO.**





Are you ready to
create your own
design?



OVER TO YOU...

It's time to get creative and complete your very own Dance Festival Programme, Front Cover Design.

We can't wait to see what you create!



PEACE
and
RESPECT



inspired by
London
2012

